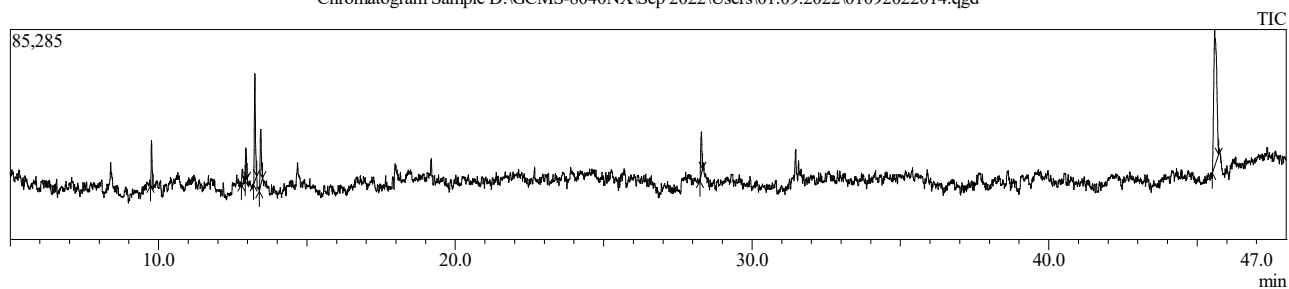


TNAU

Sample Information

Analyzed by : Admin
 Analyzed : 02-Sep-22 5:00:23 AM
 Sample Type : Unknown
 Level # : 1
 Sample Name : Sample
 Sample ID : 5-1
 IS Amount : [1]=1
 Sample Amount : 1
 Dilution Factor : 1
 Vial # : 6
 Injection Volume : 2.00
 Data File : D:\GCMS-8040NX\Sep 2022\Users\01.09.2022\01092022014.qgd
 Org Data File : D:\GCMS-8040NX\Sep 2022\Users\01.09.2022\01092022014.qgd
 Method File : D:\GCMS-8040NX\Sep 2022\Method\Scan_methodfile.qgm
 Org Method File : D:\GCMS-8040NX\Sep 2022\Method\Scan_methodfile.qgm
 Report File :
 Tuning File : D:\GCMS-8040NX\Aug 2022\Tuning Data\TUNING 25082022.qgt
 Modified by : Admin
 Modified : 05-Sep-22 11:02:15 AM

Chromatogram Sample D:\GCMS-8040NX\Sep 2022\Users\01.09.2022\01092022014.qgd



Peak Report TIC

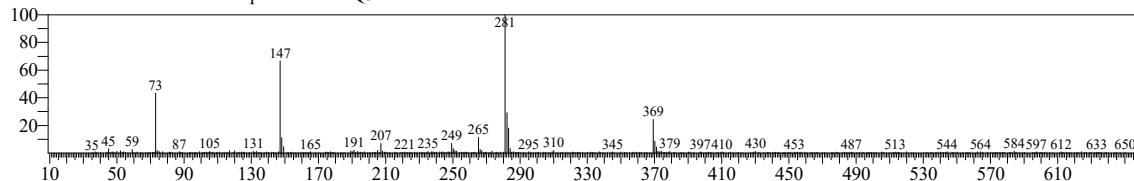
Peak#	R.Time	Area	Area%	Height	Height%	A/H	Similarity	Name
1	9.763	43607	6.28	18914	10.75	2.31	94	Pentasiloxane, dodecamethyl-
2	12.810	17655	2.54	5116	2.91	3.45	23	Methyl linolenate
3	12.940	28905	4.16	12955	7.36	2.23	72	Morpholine, 4-methyl-, 4-oxide
4	13.243	115449	16.63	43811	24.90	2.64	54	Methyl cis-13,16-Docosadienate
5	13.443	64814	9.34	22647	12.87	2.86	53	Methyl cis-13,16-Docosadienate
6	28.293	45767	6.59	17138	9.74	2.67	93	n-Hexadecanoic acid
7	45.590	377979	54.45	55370	31.47	6.83	89	Diosgenin
		694176	100.00	175951	100.00			

Library

TNAU

<< Target >>

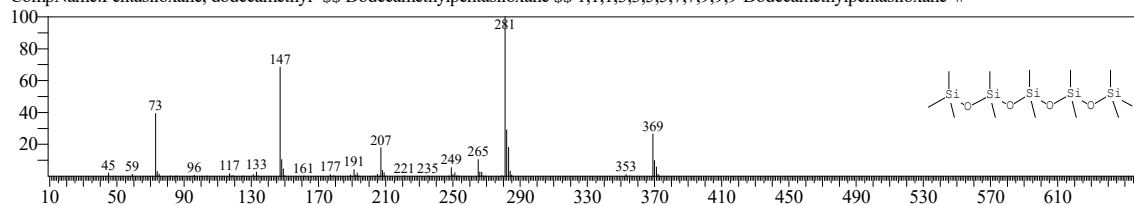
Line#:1 R.Time:9.765(Scan#:954) MassPeaks:406
RawMode:Averaged 9.760-9.770(953-955) BasePeak:281.05(3802)
BG Mode:Calc. from Peak Group 1 - Event 1 Q3 Scan



Hit#:1 Entry:40975 Library:NIST20R.lib

SI:94 Formula:C₁₂H₃₆O₄Si₅ CAS:141-63-9 MolWeight:384 RetIndex:1068

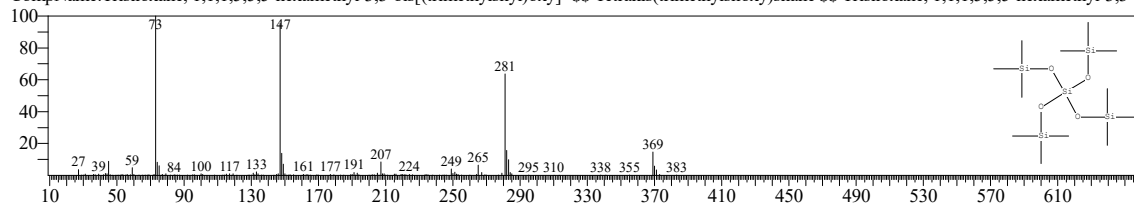
CompName:Pentasiloxane, dodecamethyl- \$\$ Dodecamethylpentasiloxane \$\$ 1,1,1,3,3,5,5,7,7,9,9-Dodecamethylpentasiloxane #



Hit#:2 Entry:249272 Library:NIST20M1.lib

SI:83 Formula:C₁₂H₃₆O₄Si₅ CAS:3555-47-3 MolWeight:384 RetIndex:1068

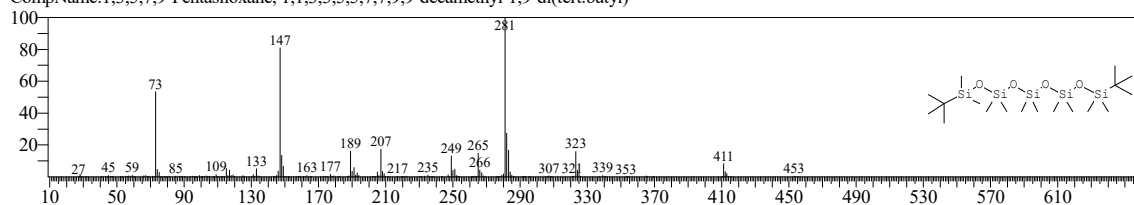
CompName:Trisiloxane, 1,1,1,5,5,5-hexamethyl-3,3-bis[(trimethylsilyl)oxy]- \$\$ Tetrakis(trimethylsiloxy)silane \$\$ Trisiloxane, 1,1,1,5,5,5-hexamethyl-3,3-b



Hit#:3 Entry:27848 Library:NIST20M2.lib

SI:80 Formula:C₁₈H₄₈O₄Si₅ CAS:0-00-0 MolWeight:468 RetIndex:1495

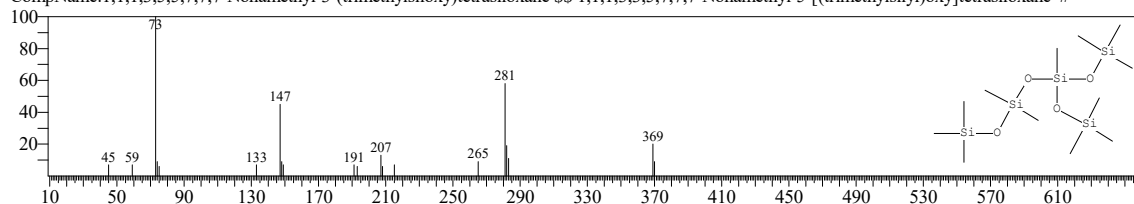
CompName:1,3,5,7,9-Pentasiloxane, 1,1,3,3,5,5,7,7,9,9-decamethyl-1,9-di(tert.butyl)-



Hit#:4 Entry:249271 Library:NIST20M1.lib

SI:79 Formula:C₁₂H₃₆O₄Si₅ CAS:38146-99-5 MolWeight:384 RetIndex:1068

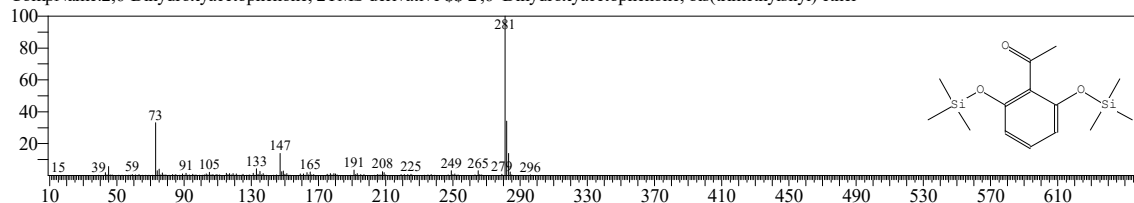
CompName:1,1,1,3,5,5,7,7,7-Nonamethyl-3-(trimethylsiloxy)tetrasiloxane \$\$ 1,1,1,3,3,5,5,7,7-Nonamethyl-5-[(trimethylsilyl)oxy]tetrasiloxane #



Hit#:5 Entry:158097 Library:NIST20M1.lib

SI:76 Formula:C₁₄H₂₄O₃Si₂ CAS:0-00-0 MolWeight:296 RetIndex:1625

CompName:2,6-Dihydroxyacetophenone, 2TMS derivative \$\$ 2',6'-Dihydroxyacetophenone, bis(trimethylsilyl) ether



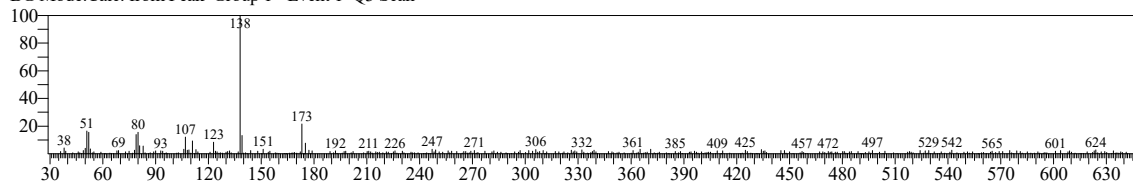
TNAU

<< Target >>

Line# 2 R.Time:12.810(Scan#:1563) MassPeaks:347

RawMode:Averaged 12.805-12.815(1562-1564) BasePeak:138.10(1243)

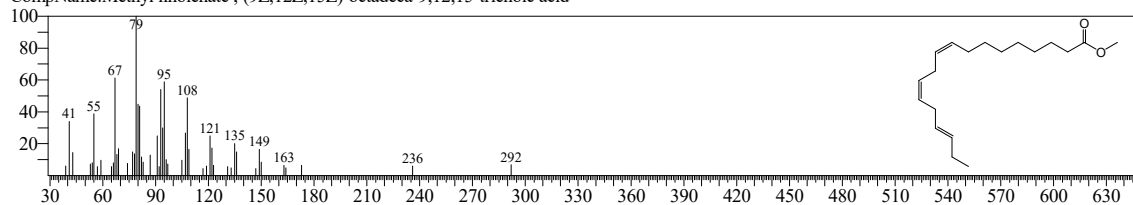
BG Mode:Calc. from Peak Group 1 - Event 1 Q3 Scan



Hit#:1 Entry:25 Library:FA_ME_SP2560_EI_V3.lib

SI:23 Formula:C19H32O2 CAS:463-40-1 MolWeight:292 RetIndex:2892

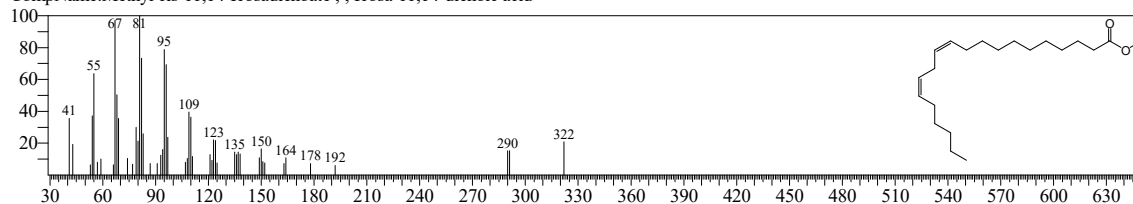
CompName:Methyl linolenate ; (9Z,12Z,15Z)-octadeca-9,12,15-trienoic acid



Hit#:2 Entry:27 Library:FA_ME_SP2560_EI_V3.lib

SI:23 Formula:C21H38O2 CAS:2091-39-6 MolWeight:322 RetIndex:2973

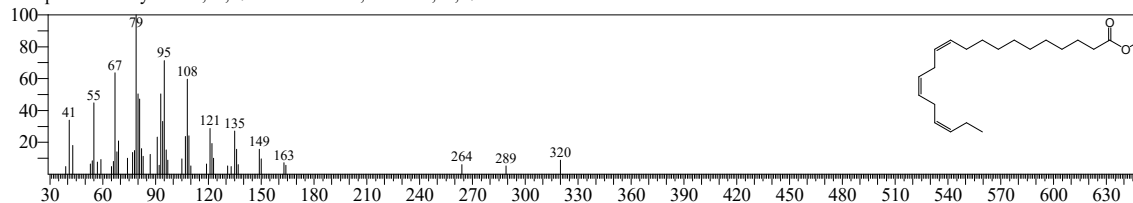
CompName:Methyl cis-11,14-Icosadienoate ; ; Icosa-11,14-dienoic acid



Hit#:3 Entry:31 Library:FA_ME_SP2560_EI_V3.lib

SI:22 Formula:C21H36O2 CAS:2091-27-2 MolWeight:320 RetIndex:3089

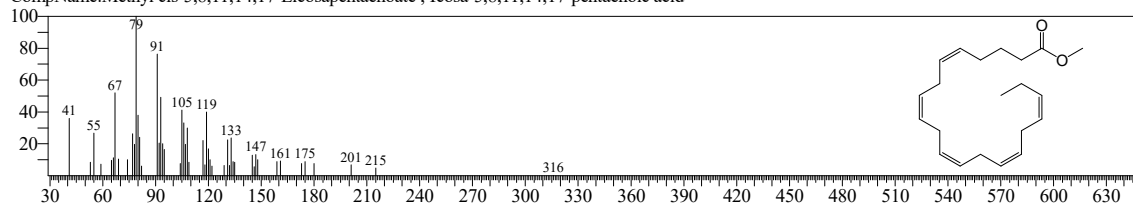
CompName:Methyl cis-11,14,17-Icosatrienoate ; Icosa-11,14,17-trienoic acid



Hit#:4 Entry:36 Library:FA_ME_SP2560_EI_V3.lib

SI:21 Formula:C21H32O2 CAS:10417-94-4 MolWeight:316 RetIndex:3232

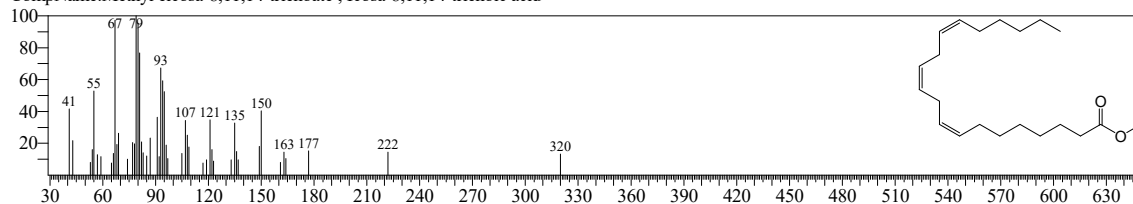
CompName:Methyl cis-5,8,11,14-Icosapentaenoate ; Icosa-5,8,11,14,17-pentaenoic acid



Hit#:5 Entry:29 Library:FA_ME_SP2560_EI_V3.lib

SI:20 Formula:C21H36O2 CAS:1783-84-2 MolWeight:320 RetIndex:3049

CompName:Methyl eicosa-8,11,14-trienoate ; Icosa-8,11,14-trienoic acid



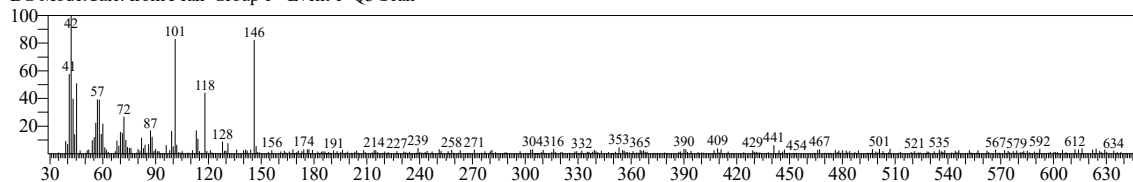
TNAU

<< Target >>

Line#:3 R.Time:12.940(Scan#:1589) MassPeaks:339

RawMode:Averaged 12.935-12.945(1588-1590) BasePeak:42.05(1057)

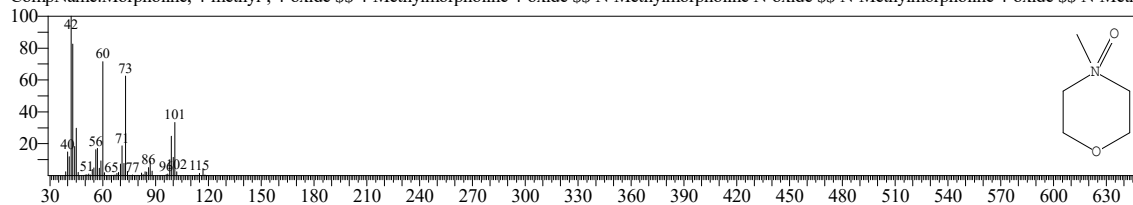
BG Mode:Calc. from Peak Group 1 - Event 1 Q3 Scan



Hit#:1 Entry:5109 Library:NIST20M1.lib

SI:72 Formula:C5H11NO2 CAS:7529-22-8 MolWeight:117 RetIndex:0

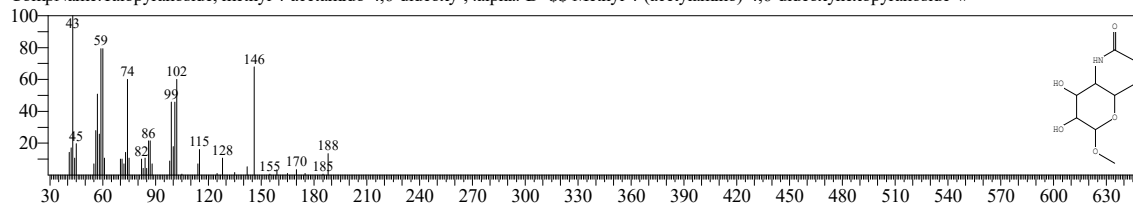
CompName:Morpholine, 4-methyl-, 4-oxide \$\$ 4-Methylmorpholine 4-oxide \$\$ N-Methylmorpholine N-oxide \$\$ N-Methylmorpholine 4-oxide \$\$ N-Methy



Hit#:2 Entry:71148 Library:NIST20M1.lib

SI:70 Formula:C9H17NO5 CAS:15856-46-9 MolWeight:219 RetIndex:1843

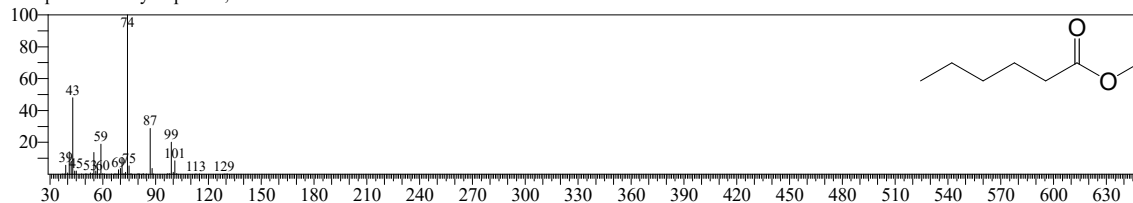
CompName:Talopyranoside, methyl 4-acetamido-4,6-dideoxy-, .alpha.-D- \$\$ Methyl 4-(acetamino)-4,6-dideoxyhexopyranoside #



Hit#:3 Entry:2 Library:FA_ME_SP2560_EI_V3.lib

SI:56 Formula:C7H14O2 CAS:142-62-1 MolWeight:130 RetIndex:1332

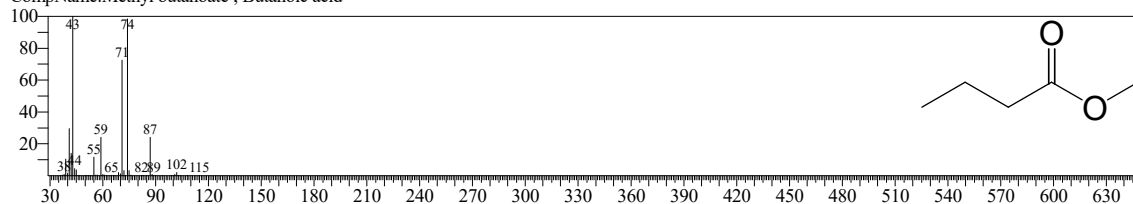
CompName:Methyl caproate ; Hexanoic acid



Hit#:4 Entry:1 Library:FA_ME_SP2560_EI_V3.lib

SI:53 Formula:C5H10O2 CAS:107-92-6 MolWeight:102 RetIndex:1113

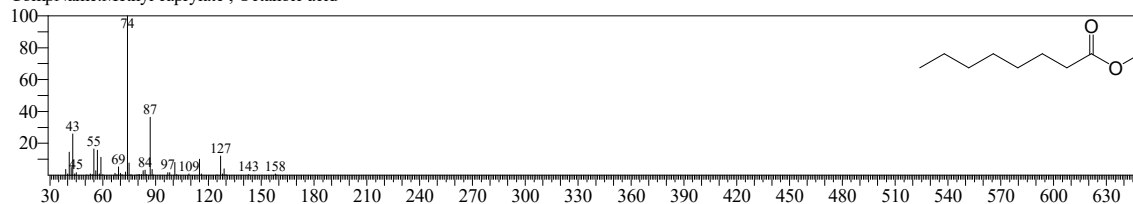
CompName:Methyl butanoate ; Butanoic acid



Hit#:5 Entry:3 Library:FA_ME_SP2560_EI_V3.lib

SI:50 Formula:C9H18O2 CAS:124-07-2 MolWeight:158 RetIndex:1550

CompName:Methyl caprylate ; Octanoic acid



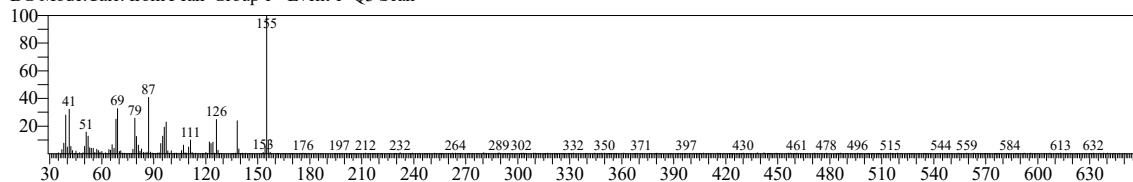
TNAU

<< Target >>

Line#:4 R.Time:13.245(Scan#:1650) MassPeaks:353

RawMode:Averaged 13.240-13.250(1649-1651) BasePeak:155.05(6804)

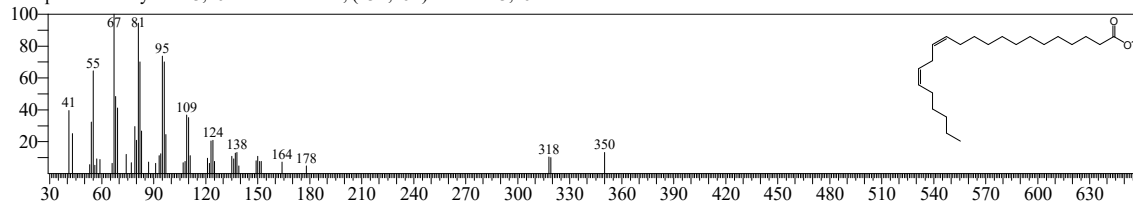
BG Mode:Calc. from Peak Group 1 - Event 1 Q3 Scan



Hit#:1 Entry:34 Library:FA_ME_SP2560_EI_V3.lib

SI:54 Formula:C23H42O2 CAS:7370-49-2 MolWeight:350 RetIndex:3169

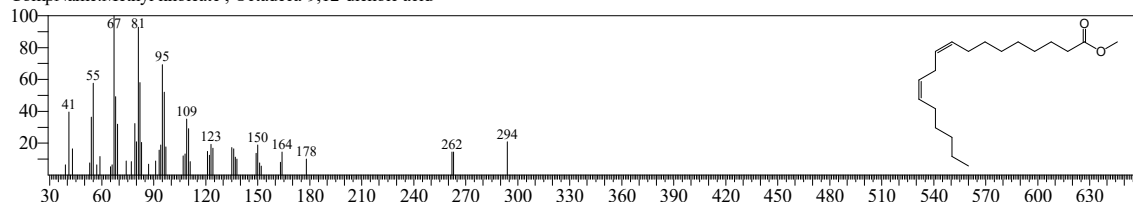
CompName:Methyl cis-13,16-Docosadienate ; (13Z,16E)-docosa-13,16-dienoic acid



Hit#:2 Entry:21 Library:FA_ME_SP2560_EI_V3.lib

SI:52 Formula:C19H34O2 CAS:60-33-3 MolWeight:294 RetIndex:2775

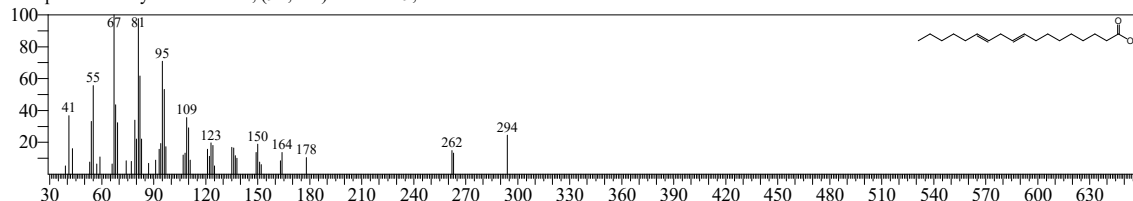
CompName:Methyl linoleate ; Octadeca-9,12-dienoic acid



Hit#:3 Entry:20 Library:FA_ME_SP2560_EI_V3.lib

SI:52 Formula:C19H34O2 CAS:506-21-8 MolWeight:294 RetIndex:2727

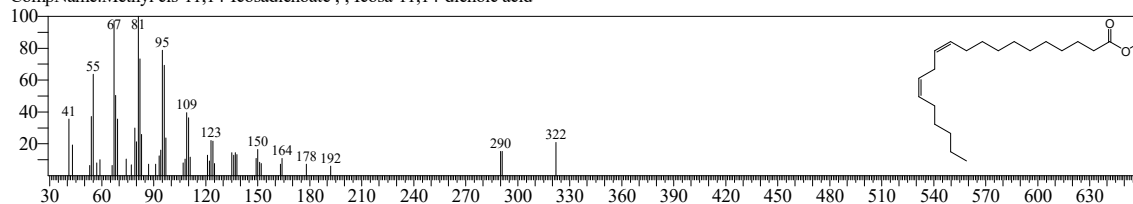
CompName:Methyl linolelaidate ; (9E,12E)-octadeca-9,12-dienoic acid



Hit#:4 Entry:27 Library:FA_ME_SP2560_EI_V3.lib

SI:52 Formula:C21H38O2 CAS:2091-39-6 MolWeight:322 RetIndex:2973

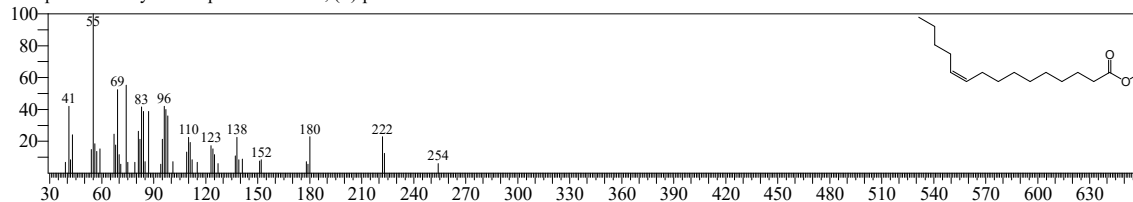
CompName:Methyl cis-11,14-Icosadienoate ; Icosa-11,14-dienoic acid



Hit#:5 Entry:11 Library:FA_ME_SP2560_EI_V3.lib

SI:51 Formula:C16H30O2 CAS:84743-29-3 MolWeight:254 RetIndex:2388

CompName:Methyl cis-10-pentadecenoate ; (Z)-pentadec-10-enoic acid



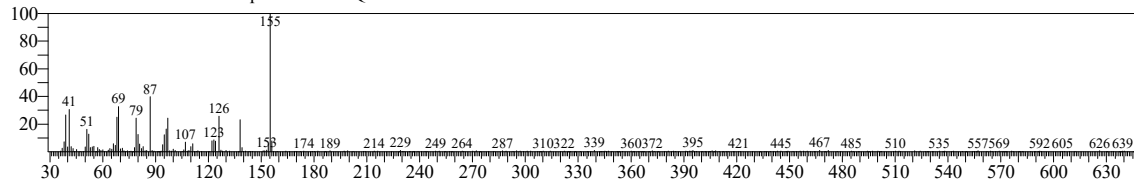
TNAU

<< Target >>

Line#:5 R.Time:13.445(Scan#:1690) MassPeaks:298

RawMode:Averaged 13.440-13.450(1689-1691) BasePeak:155.05(4151)

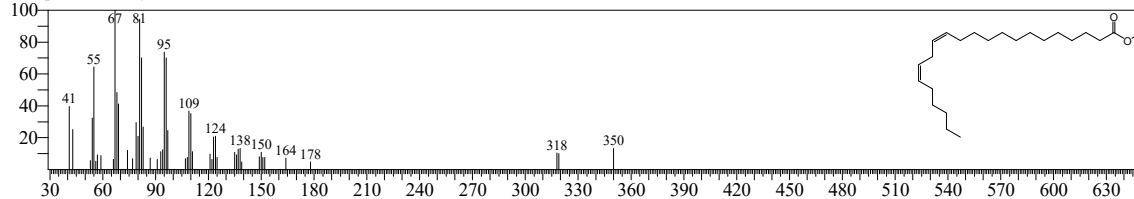
BG Mode:Calc. from Peak Group 1 - Event 1 Q3 Scan



Hit#:1 Entry:34 Library:FA_ME_SP2560_EI_V3.lib

SI:53 Formula:C23H42O2 CAS:7370-49-2 MolWeight:350 RetIndex:3169

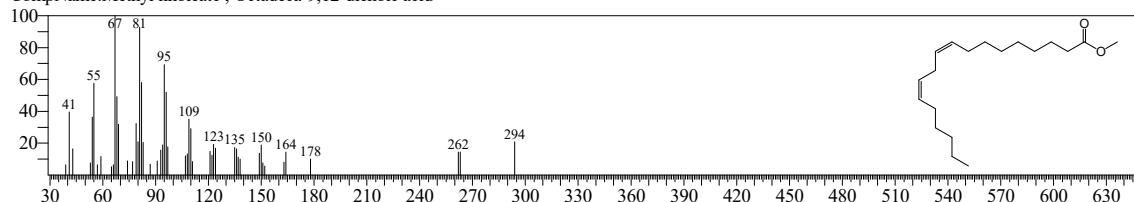
CompName:Methyl cis-13,16-Docosadienate ; (13Z,16E)-docosa-13,16-dienoic acid



Hit#:2 Entry:21 Library:FA_ME_SP2560_EI_V3.lib

SI:52 Formula:C19H34O2 CAS:60-33-3 MolWeight:294 RetIndex:2775

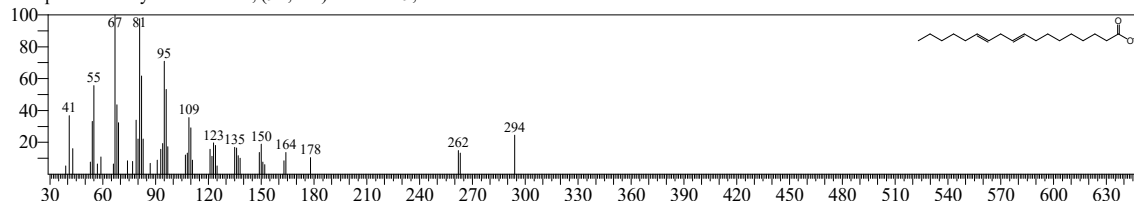
CompName:Methyl linoleate ; Octadeca-9,12-dienoic acid



Hit#:3 Entry:20 Library:FA_ME_SP2560_EI_V3.lib

SI:51 Formula:C19H34O2 CAS:506-21-8 MolWeight:294 RetIndex:2727

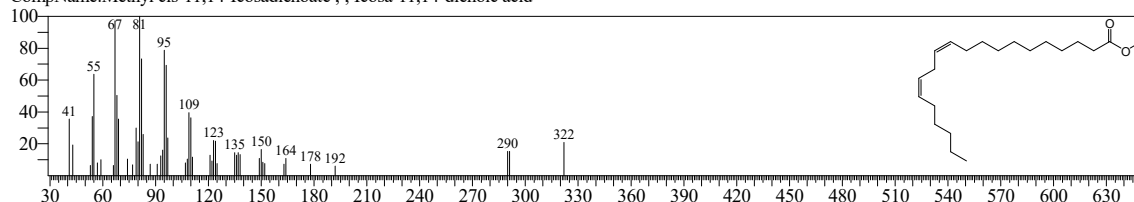
CompName:Methyl linolelaidate ; (9E,12E)-octadeca-9,12-dienoic acid



Hit#:4 Entry:27 Library:FA_ME_SP2560_EI_V3.lib

SI:51 Formula:C21H38O2 CAS:2091-39-6 MolWeight:322 RetIndex:2973

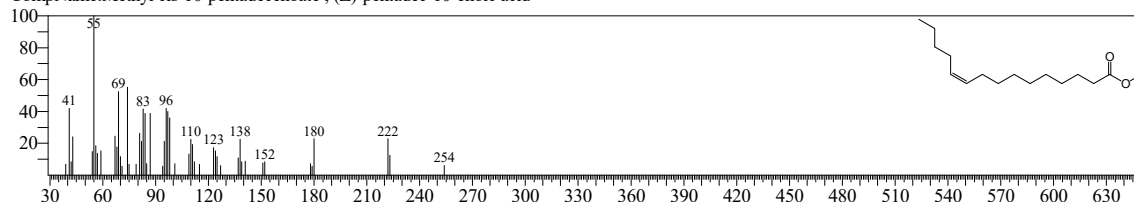
CompName:Methyl cis-11,14-Icosadienoate ; Icosa-11,14-dienoic acid



Hit#:5 Entry:11 Library:FA_ME_SP2560_EI_V3.lib

SI:49 Formula:C16H30O2 CAS:84743-29-3 MolWeight:254 RetIndex:2388

CompName:Methyl cis-10-pentadecenoate ; (Z)-pentadec-10-enoic acid



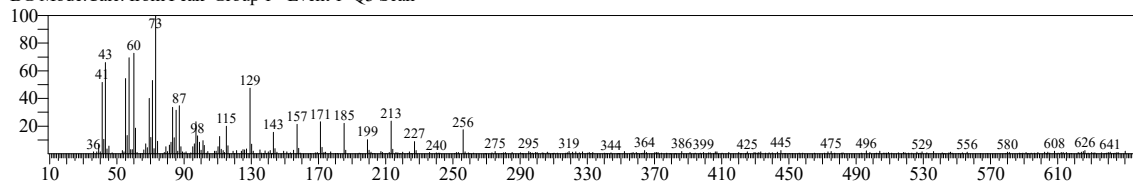
TNAU

<< Target >>

Line#6 R.Time:28.295(Scan#:4660) MassPeaks:308

RawMode:Averaged 28.290-28.300(4659-4661) BasePeak:73.05(1565)

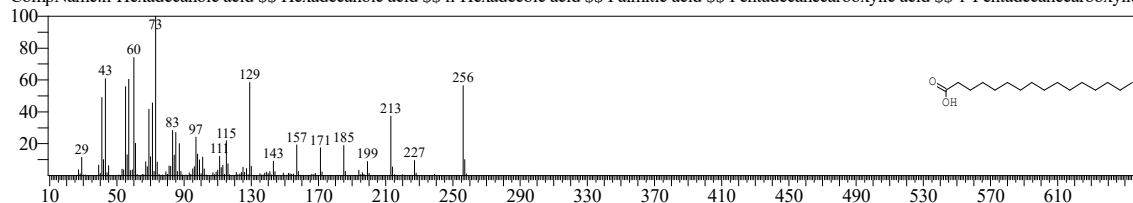
BG Mode:Calc. from Peak Group 1 - Event 1 Q3 Scan



Hit#:1 Entry:31600 Library:NIST20R.lib

SI:93 Formula:C16H32O2 CAS:57-10-3 MolWeight:256 RetIndex:1968

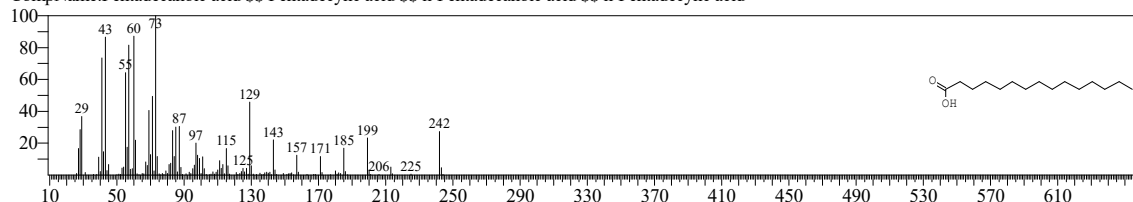
CompName:n-Hexadecanoic acid \$\$ Hexadecanoic acid \$\$ n-Hexadecanoic acid \$\$ Palmitic acid \$\$ Pentadecanecarboxylic acid \$\$ 1-Pentadecanecarboxylic



Hit#:2 Entry:29890 Library:NIST20R.lib

SI:90 Formula:C15H30O2 CAS:1002-84-2 MolWeight:242 RetIndex:1869

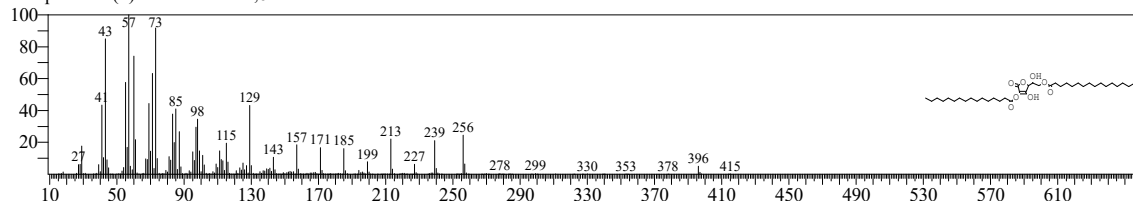
CompName:Pentadecanoic acid \$\$ Pentadecylic acid \$\$ n-Pentadecanoic acid \$\$ n-Pentadecylic acid



Hit#:3 Entry:44286 Library:NIST20M2.lib

SI:90 Formula:C38H68O8 CAS:28474-90-0 MolWeight:652 RetIndex:4765

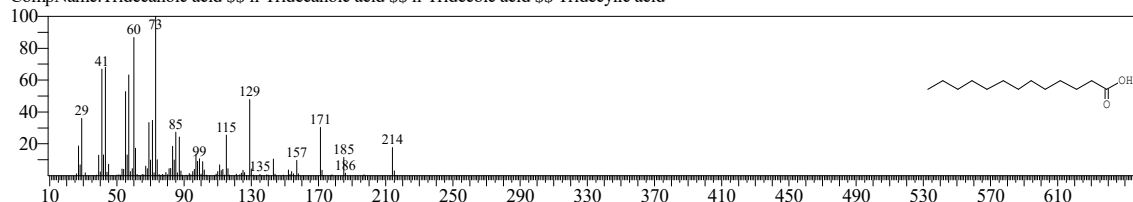
CompName:l-(+)-Ascorbic acid 2,6-dihexadecanoate



Hit#:4 Entry:25643 Library:NIST20R.lib

SI:88 Formula:C13H26O2 CAS:638-53-9 MolWeight:214 RetIndex:1670

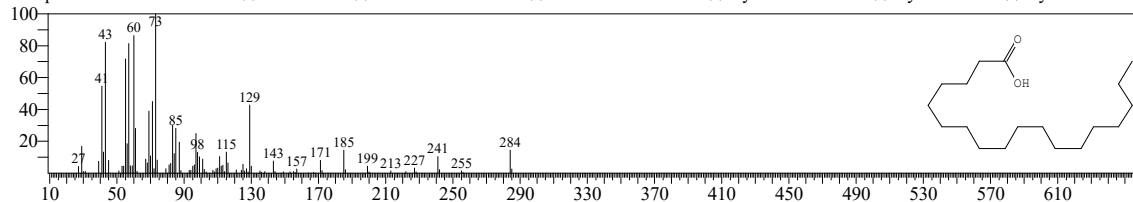
CompName:Tridecanoic acid \$\$ n-Tridecanoic acid \$\$ n-Tridecoic acid \$\$ Tridecylic acid



Hit#:5 Entry:144781 Library:NIST20M1.lib

SI:88 Formula:C18H36O2 CAS:57-11-4 MolWeight:284 RetIndex:2167

CompName:Octadecanoic acid \$\$ Stearic acid \$\$ n-Octadecanoic acid \$\$ Humko Industriene R \$\$ Hydrofol Acid 150 \$\$ Hystrene S-97 \$\$ Hystrene T-70 \$



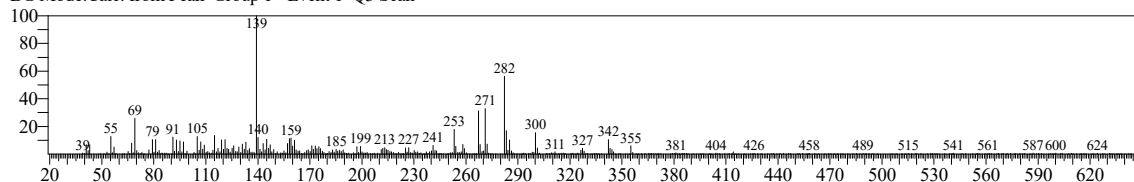
TNAU

<< Target >>

Line#:7 R.Time:45.590(Scan#:8119) MassPeaks:430

RawMode:Averaged 45.585-45.595(8118-8120) BasePeak:139.10(5704)

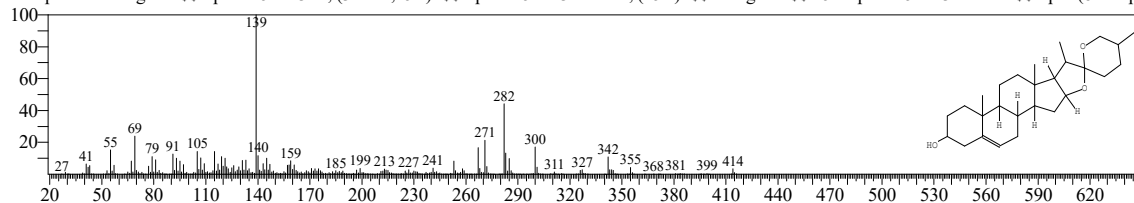
BG Mode:Calc. from Peak Group 1 - Event 1 Q3 Scan



Hit#:1 Entry:8297 Library:NIST20M2.lib

SI:89 Formula:C27H42O3 CAS:512-04-9 MolWeight:414 RetIndex:2844

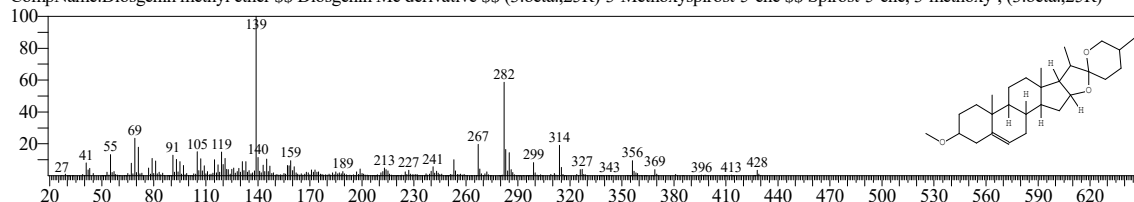
CompName:Diosgenin \$\$ Spirost-5-en-3-ol, (3.beta.,25R)- \$\$ Spirost-5-en-3.beta.-ol, (25R)- \$\$ Nitrogenin \$\$ 25D-spirost-5-en-3.beta.-ol \$\$ Spiro(8H-nap



Hit#:2 Entry:14852 Library:NIST20M2.lib

SI:81 Formula:C28H44O3 CAS:116292-24-1 MolWeight:428 RetIndex:2793

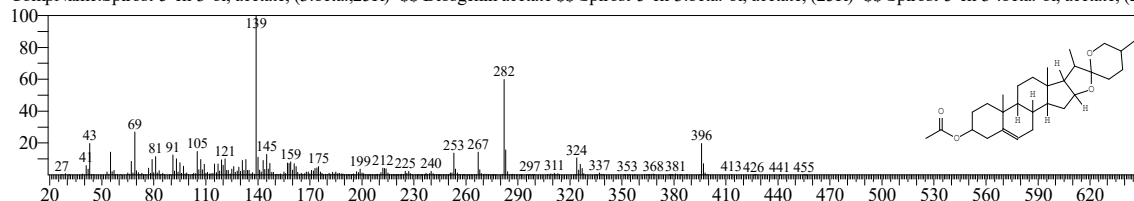
CompName:Diosgenin methyl ether \$\$ Diosgenin Me derivative \$\$ (3.beta.,25R)-3-Methoxyspirost-5-ene \$\$ Spirost-5-ene, 3-methoxy-, (3.beta.,25R)-



Hit#:3 Entry:24878 Library:NIST20M2.lib

SI:79 Formula:C29H44O4 CAS:1061-54-7 MolWeight:456 RetIndex:2984

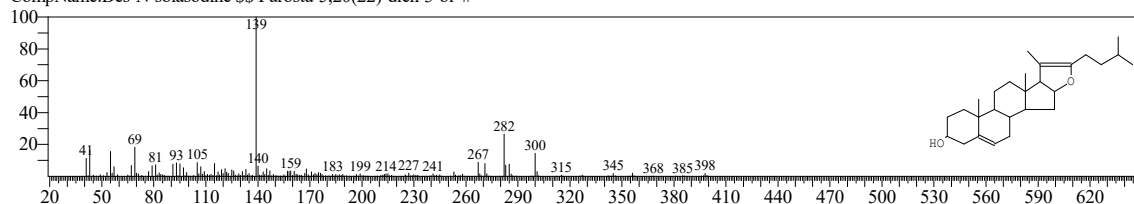
CompName:Spirost-5-en-3-ol, acetate, (3.beta.,25R)- \$\$ Diosgenin acetate \$\$ Spirost-5-en-3.beta.-ol, acetate, (25R)- \$\$ Spirost-5-en-3.beta.-ol, acetate, (2-



Hit#:4 Entry:41561 Library:NIST20R.lib

SI:78 Formula:C27H42O2 CAS:32277-73-9 MolWeight:398 RetIndex:2713

CompName:Des-N-solasodine \$\$ Furosta-5,20(22)-dien-3-ol #



Hit#:5 Entry:42677 Library:NIST20R.lib

SI:73 Formula:C29H44O4 CAS:1180-12-7 MolWeight:456 RetIndex:2984

CompName:Neodiosgenin (3.beta.,25S) acetate \$\$ Spirost-5-en-3-ol, 3-acetate, (3.beta.,25S)- \$\$ Spirost-5-en-3-ol, acetate, (3.beta.,25S)- \$\$ Spirost-5-en-3-

